

CAPRIUS SPECIFICATIONS

TYPICAL INSTALLATIONS

- Theatres and Performing Arts Centers
- Academic Institutions - Auditoriums
- Dry and Damp Locations
- Optimum Installation Heights: 25ft (7.6m) to 50ft (15.2m)

LEDs, OPTIC AND OUTPUT

- 3000K White
- 80 CRI standard (90CRI optional)
- 14, 18, 28, 36, 70, Asymmetric (27x61), and Wall Wash degree beam angles
- Up to 9,000 (White) & 7,500 (Blue) lumen output

PHYSICAL

- 9.75in (247.6mm) diameter
- 14.57in (370.0mm) length
- Unit weight: 10lbs (4.5kg) without mountings
- High performance LED engine, driver and power supplies
- No noise with efficient passive cooling (no internal fans)
- All aluminum construction
- Standard black and off-white housing colors available in matte, semi-gloss, or glossy finishes

OPTIONS

- Custom RAL color housings
- Custom housing graphics
- Brushed aluminum housing
- Mounting options include: C-clamp, Wall Bracket, Yoke, Pendant (up to 42° swivel), and Air Craft Cable
- DMX Connectors: RJ45 (standard), XLR 5-PIN, Screw Terminal, and IDC



CapriusSM by AQUARI



PROJECT- _____

ORDER CODE- _____

QUANTITY- _____

ELECTRICAL

- Wattage: white - 115W & blue - 38W
- 100-305 VAC, 47/63Hz
- IP20 Rated, suitable for use in non-condensing, damp locations
- ETL listed to UL and cUL standards

CONTROLS

- DMX/RDM
- Dimmable units match incandescent dimming with smooth fading to and from 0%
- 2 Channel DMX (White, Blue)

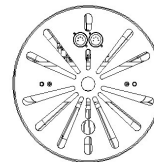
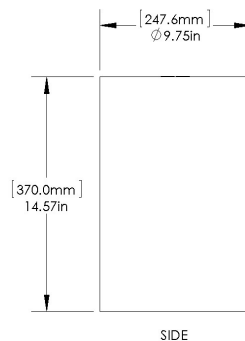
Please note that any custom orders or request may result in a longer lead time and additional costs.

Ordering Code Example: CA-36-D-B-M-1-B-R-N

TYPE - CA							
Beam Angle Degree	Control	Housing Color	Color Finish	Mounting	Power Connector ¹	Terminals	Options
14 ¹	D (DMX/RDM ²)	B (Black)	M (Matte)	1 (C-Clamp)	B (Bare End; 5ft (1.5m) Std.)	R (RJ-45 / standard)	N (None)
18 ¹		W (Off-White)	S (Semi-Gloss)	2 (Wall Bracket)	515 (NEMA 5-15; 125V/15A)	X (XLR-5 Pin)	
28 ¹		C (Custom ¹)	G (Gloss)	3 (Yoke)	L515 (NEMA L5-15; 125V/15A, Locking-type)	ST (Screw Terminal)	
36		A (Brushed Alu- minum ¹)		4 (Pendant; Length required)	AP (Alternate Plug Style ¹)	I (Insulation Displacement Connector)	
70		G (Graphic ¹)		5 (Air Craft Cable Pendant; Length Required)	N (None)		
A1							
Wall Wash							

¹ Consult factory before ordering.

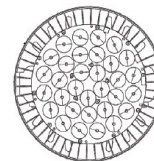
² DMX/RDM controls choice can be connected with DMX or DMX/RDM controls.



TOP



ISOMETRIC



BOTTOM

** Figures represent primary housing unit.